TELLING THE TIME · AGES 5–6

Read the clock

Write the time under each clock, like “half past four”.

Name _____ Date _____ Score _____ / 12

1 

_____

2 

_____

3 

_____

4 

_____

5 

_____

6 

_____

7 

_____

8 

_____

9 

_____

10 

_____

11 

_____

12 

_____

Short hand on a number: it’s that number o’clock. Long hand on 6: it’s half past.

TELLING THE TIME · AGES 5–6

Draw the hands

Acorn & Ink

Draw the hands to show each time. Make the hour hand short and the minute hand long.

Name _____ Date _____ Score _____ / 12

1 **two o'clock**



2 **half past four**



3 **four o'clock**



4 **eleven o'clock**



5 **half past six**



6 **half past nine**



7 **half past twelve**



8 **half past three**



9 **eight o'clock**



10 **half past seven**



11 **half past five**



12 **five o'clock**



Don't forget: at half past, the hour hand points half way between two numbers.

Acorn & Ink

Match the clocks

Find the clock that shows each time. Write its letter in the box.

Name _____ Date _____ Score _____ / 9

A



B



C



D



E



F



G



H



I



The times

half past eight ☐	two o’clock ☐	half past three ☐
half past seven ☐	one o’clock ☐	four o’clock ☐
half past five ☐	ten o’clock ☐	twelve o’clock ☐

Acorn & Ink

Blank clock faces

Call out a time to draw, or draw hands and ask “What time is it?” Write the time on the line.

Name _____ **Date** _____



_____



_____



_____



_____



_____



_____

Read the clock

Answers are shown in red.

Name _____ Date _____

1



half past three

2



half past two

3



seven o'clock

4



half past ten

5



half past six

6



four o'clock

7



half past nine

8



half past twelve

9



nine o'clock

10



three o'clock

11



eight o'clock

12



five o'clock

Short hand on a number: it's that number o'clock. Long hand on 6: it's half past.

Draw the hands

Answers are shown in red.

Name _____ Date _____

1 two o'clock



2 half past four



3 four o'clock



4 eleven o'clock



5 half past six



6 half past nine



7 half past twelve



8 half past three



9 eight o'clock



10 half past seven



11 half past five



12 five o'clock



Don't forget: at half past, the hour hand points half way between two numbers.

Match the clocks

Answers are shown in red.

Name _____ Date _____

A



B



C



D



E



F



G



H



I



The times

half past eight **C**	two o'clock **G**	half past three **B**
half past seven **D**	one o'clock **H**	four o'clock **A**
half past five **E**	ten o'clock **F**	twelve o'clock **I**

CHEAT SHEET · TELLING THE TIME

How to tell the time

The short hand shows the hour. The long hand shows the minutes.

The two hands



Read the hour hand first: the number it is on, or has just passed.

Past and to

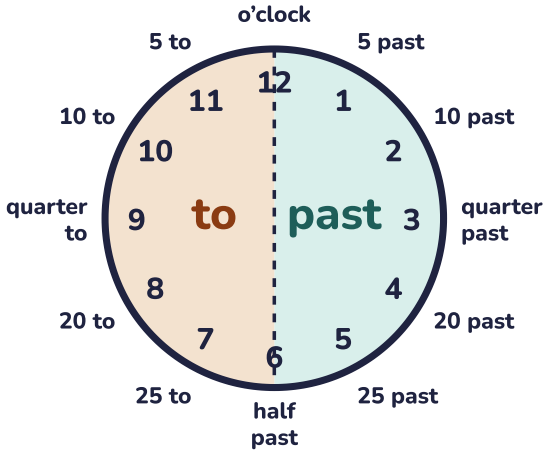

1. Find the hour

The short hand is on 4 or just past it? The hour is **4**.

2. Count the minutes

Count in fives from 12 to the long hand. On 7? 7 × 5 = **35 minutes**.

3. Past or to?

Under 30: past. Over 30: take it from 60. 4:35 is **25 to 5**.

12-hour and 24-hour

12 noon	**12:00**	1 pm	**13:00**
2 pm	**14:00**	3 pm	**15:00**
4 pm	**16:00**	5 pm	**17:00**
6 pm	**18:00**	7 pm	**19:00**
8 pm	**20:00**	9 pm	**21:00**
10 pm	**22:00**	11 pm	**23:00**
12 midnight	**00:00**	9:15 am	**09:15**

pm: add 12 to the hour. am: same hour, four digits.

Time facts

60 seconds = 1 minute

60 minutes = 1 hour

24 hours = 1 day

7 days = 1 week

12 months = 1 year

365 days = 1 year

366 days = leap year

12 hours on a clock face

30 days: April, June, September, November.
28 days: February (29 in a leap year).
31 days: all the others.

How long? Count on

10:45 to 11:20: jump to 11:00 (**15 min**), then to 11:20 (**20 min**). 15 + 20 = **35 minutes**. Never take away times like ordinary numbers: there are 60 minutes in an hour.

TELLING THE TIME · AGES 6–7

Read the clock

Write the time in words under each clock, like “twenty-five past three”.

Name _____ Date _____ Score _____ / 12

1 

_____

2 

_____

3 

_____

4 

_____

5 

_____

6 

_____

7 

_____

8 

_____

9 

_____

10 

_____

11 

_____

12 

_____

Count in fives round the clock. Right-hand side: past. Left-hand side: to.

TELLING THE TIME · AGES 6–7

Draw the hands

Acorn & Ink

Draw the hands to show each time. Make the hour hand short and the minute hand long.

Name _____ Date _____ Score _____ / 12

1 **ten past eleven**



2 **11:15**



3 **ten o'clock**



4 **2:20**



5 **quarter past six**



6 **3:45**



7 **twenty to twelve**



8 **6:25**



9 **quarter to one**



10 **9:15**



11 **half past ten**



12 **3:00**



Don't forget: at half past, the hour hand points half way between two numbers.

Acorn & Ink

Clock to digital

Find the clock that shows each time. Write its letter in the box.

Name _____ Date _____ Score _____ / 9

A



B



C



D



E



F



G



H



I



The digital times

1:35 ☐	10:25 ☐	9:35 ☐
3:55 ☐	2:00 ☐	12:40 ☐
1:15 ☐	3:00 ☐	12:05 ☐

Write it in words

Acorn & Ink

Change digital times into words, then words into digital times.

Name _____ Date _____ Score _____ / 14

Digital to words

3:35	_____
12:35	_____
5:45	_____
5:10	_____
4:00	_____
9:15	_____
10:15	_____
1:50	_____

Words to digital

9. twenty to nine = _____
10. five to one = _____
11. quarter past eleven = _____
12. twenty to four = _____
13. quarter to nine = _____
14. twenty-five past one = _____

Minutes after 30 are “to” the next hour. 4:40 has 60 − 40 = 20 minutes left, so it’s twenty to five.

Read the clock

Answers are shown in red.

Name _____ Date _____

1 

five past eight

2 

five to twelve

3 

quarter to ten

4 

ten to one

5 

five to eleven

6 

twenty to three

7 

ten to eight

8 

ten to six

9 

quarter to seven

10 

twenty-five to eleven

11 

quarter to three

12 

twenty-five to two

Count in fives round the clock. Right-hand side: past. Left-hand side: to.

Draw the hands

Answers are shown in red.

Name _____ Date _____

1 **ten past eleven**



2 **11:15**



3 **ten o'clock**



4 **2:20**



5 **quarter past six**



6 **3:45**



7 **twenty to twelve**



8 **6:25**



9 **quarter to one**



10 **9:15**



11 **half past ten**



12 **3:00**



Don't forget: at half past, the hour hand points half way between two numbers.

Clock to digital

Answers are shown in red.

Name _____ Date _____

A



B



C



D



E



F



G



H



I



The digital times

1:35	A	10:25	B	9:35	F
3:55	I	2:00	D	12:40	G
1:15	C	3:00	E	12:05	H

Write it in words

Acorn & Ink

Answers are shown in red.

Name _____ Date _____

Digital to words

3:35	twenty-five to four
12:35	twenty-five to one
5:45	quarter to six
5:10	ten past five
4:00	four o'clock
9:15	quarter past nine
10:15	quarter past ten
1:50	ten to two

Words to digital

9. twenty to nine = 8:40
10. five to one = 12:55
11. quarter past eleven = 11:15
12. twenty to four = 3:40
13. quarter to nine = 8:45
14. twenty-five past one = 1:25

Minutes after 30 are "to" the next hour. 4:40 has 60 – 40 = 20 minutes left, so it's twenty to five.

CHEAT SHEET · TELLING THE TIME

How to tell the time

The short hand shows the hour. The long hand shows the minutes.

The two hands



Read the hour hand first: the number it is on, or has just passed.

Past and to

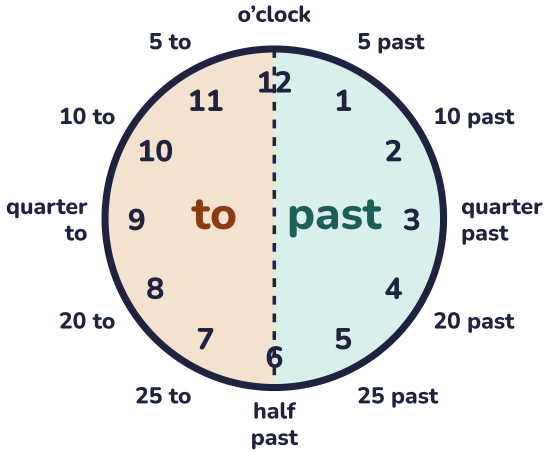

1. Find the hour

The short hand is on 4 or just past it? The hour is **4**.

2. Count the minutes

Count in fives from 12 to the long hand. On 7? 7 × 5 = **35 minutes**.

3. Past or to?

Under 30: past. Over 30: take it from 60. 4:35 is **25 to 5**.

12-hour and 24-hour

12 noon	**12:00**	1 pm	**13:00**
2 pm	**14:00**	3 pm	**15:00**
4 pm	**16:00**	5 pm	**17:00**
6 pm	**18:00**	7 pm	**19:00**
8 pm	**20:00**	9 pm	**21:00**
10 pm	**22:00**	11 pm	**23:00**
12 midnight	**00:00**	9:15 am	**09:15**

pm: add 12 to the hour. am: same hour, four digits.

Time facts

60 seconds = 1 minute

60 minutes = 1 hour

24 hours = 1 day

7 days = 1 week

12 months = 1 year

365 days = 1 year

366 days = leap year

12 hours on a clock face

30 days: April, June, September, November.
28 days: February (29 in a leap year).
31 days: all the others.

How long? Count on

10:45 to 11:20: jump to 11:00 (**15 min**), then to 11:20 (**20 min**). 15 + 20 = **35 minutes**. Never take away times like ordinary numbers: there are 60 minutes in an hour.

TELLING THE TIME · AGES 7–9

Nearest minute

Acorn & Ink

Write each time in digits, then in words.

Name _____ Date _____ Score _____ / 18

1



Digital _____

2



Digital _____

3



Digital _____

4



Digital _____

5



Digital _____

6



Digital _____

7



Digital _____

8



Digital _____

9



Digital _____

Count in fives to the last number the minute hand passed, then count on the small marks in ones.

Acorn & Ink

Nearest minute

Write each time in digits, then in words.

Name _____ Date _____ Score _____ / 18

1



Digital _____

2



Digital _____

3



Digital _____

4



Digital _____

5



Digital _____

6



Digital _____

7



Digital _____

8



Digital _____

9



Digital _____

Count in fives to the last number the minute hand passed, then count on the small marks in ones.

Analogue and 24-hour

Use the clues to write 24-hour times. Then draw the hands and write the 12-hour time with am or pm.

Name _____ Date _____ Score _____ / 16

Write the 24-hour time

1 

pm

_____

2 

in the morning

_____

3 

in the morning

_____

4 

am

_____

5 

am

_____

6 

in the evening

_____

7 

in the afternoon

_____

8 

pm

_____

Draw the hands, then write it with am or pm

9 **21:44**



_____

10 **14:36**



_____

11 **14:14**



_____

12 **06:31**



_____

pm times: add 12 to the hour. 4:15 pm is 16:15. From 13:00 on, take away 12 to get back: 21:30 is 9:30 pm.

TELLING THE TIME · AGES 7–9

What time will it be?

Acorn & Ink

Read the clock on the left. Work out the new time, write it in digits and draw it on the right-hand clock.

Name _____ Date _____ Score _____ / 12

1



What time will it be **25 minutes later**?

Answer _____



2



What time will it be **40 minutes later**?

Answer _____



3



What time was it **30 minutes *ago***?

Answer _____



4



What time will it be **50 minutes later**?

Answer _____



5



What time will it be **45 minutes later**?

Answer _____



6



What time was it **10 minutes *ago***?

Answer _____



Jump to the next o'clock first, then on again. 3:50 + 25 minutes: 10 minutes to 4:00, then 15 more makes 4:15.

Acorn & Ink

Nearest minute

Answers are shown in red.

Name _____ Date _____

1



Digital 9:07

seven minutes past nine

2



Digital 2:38

twenty-two minutes to three

3



Digital 7:51

nine minutes to eight

4



Digital 10:31

twenty-nine minutes to eleven

5



Digital 8:28

twenty-eight minutes past eight

6



Digital 4:43

seventeen minutes to five

7



Digital 7:14

fourteen minutes past seven

8



Digital 4:57

three minutes to five

9



Digital 5:43

seventeen minutes to six

Count in fives to the last number the minute hand passed, then count on the small marks in ones.

Nearest minute

Answers are shown in red.

Name _____ Date _____

1



Digital 12:47

thirteen minutes to one

2



Digital 6:59

one minute to seven

3



Digital 8:02

two minutes past eight

4



Digital 7:58

two minutes to eight

5



Digital 3:09

nine minutes past three

6



Digital 11:31

twenty-nine minutes to twelve

7



Digital 8:17

seventeen minutes past eight

8



Digital 12:11

eleven minutes past twelve

9



Digital 4:54

six minutes to five

Count in fives to the last number the minute hand passed, then count on the small marks in ones.

Analogue and 24-hour

Acorn & Ink

Answers are shown in red.

Name _____ Date _____

Write the 24-hour time

1 

pm

18:20

2 

in the morning

06:44

3 

in the morning

08:20

4 

am

05:39

5 

am

07:47

6 

in the evening

20:53

7 

in the afternoon

14:52

8 

pm

23:12

Draw the hands, then write it with am or pm

9 21:44



9:44 pm

10 14:36



2:36 pm

11 14:14



2:14 pm

12 06:31



6:31 am

pm times: add 12 to the hour. 4:15 pm is 16:15. From 13:00 on, take away 12 to get back: 21:30 is 9:30 pm.

What time will it be?

Acorn & Ink

Answers are shown in red.

Name _____ Date _____

1



What time will it be **25 minutes later**?

Answer **10:50**



2



What time will it be **40 minutes later**?

Answer **8:35**



3



What time was it **30 minutes *ago***?

Answer **12:50**



4



What time will it be **50 minutes later**?

Answer **5:40**



5



What time will it be **45 minutes later**?

Answer **9:25**



6



What time was it **10 minutes *ago***?

Answer **10:50**



Jump to the next o'clock first, then on again. 3:50 + 25 minutes: 10 minutes to 4:00, then 15 more makes 4:15.

CHEAT SHEET · TELLING THE TIME

How to tell the time

The short hand shows the hour. The long hand shows the minutes.

The two hands



Read the hour hand first: the number it is on, or has just passed.

Past and to

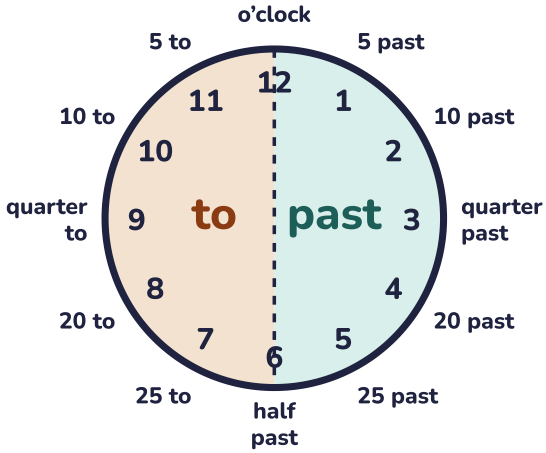

1. Find the hour

The short hand is on 4 or just past it? The hour is **4**.

2. Count the minutes

Count in fives from 12 to the long hand. On 7? 7 × 5 = **35 minutes**.

3. Past or to?

Under 30: past. Over 30: take it from 60. 4:35 is **25 to 5**.

12-hour and 24-hour

12 noon	**12:00**	1 pm	**13:00**
2 pm	**14:00**	3 pm	**15:00**
4 pm	**16:00**	5 pm	**17:00**
6 pm	**18:00**	7 pm	**19:00**
8 pm	**20:00**	9 pm	**21:00**
10 pm	**22:00**	11 pm	**23:00**
12 midnight	**00:00**	9:15 am	**09:15**

pm: add 12 to the hour. am: same hour, four digits.

Time facts

60 seconds = 1 minute

60 minutes = 1 hour

24 hours = 1 day

7 days = 1 week

12 months = 1 year

365 days = 1 year

366 days = leap year

12 hours on a clock face

30 days: April, June, September, November.
28 days: February (29 in a leap year).
31 days: all the others.

How long? Count on

10:45 to 11:20: jump to 11:00 (**15 min**), then to 11:20 (**20 min**). 15 + 20 = **35 minutes**. Never take away times like ordinary numbers: there are 60 minutes in an hour.

Acorn & Ink

How long?

Count on from the start time to the end time. Jump to the next o'clock first.

Name _____ Date _____ Score _____ / 10

From the clocks

1

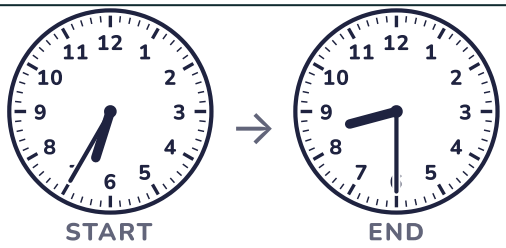

How long? _____

2

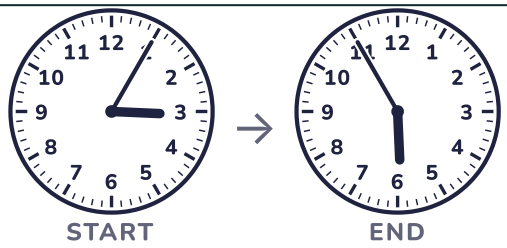

How long? _____

3

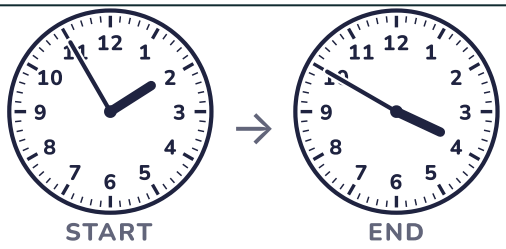

How long? _____

4

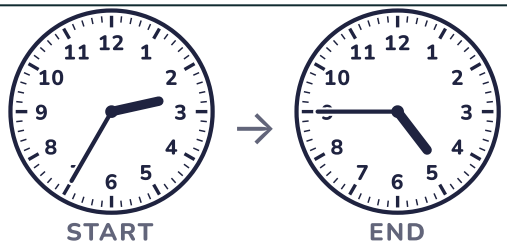

How long? _____

Time problems

5. Leo finished a walk at 20:00. The walk took 2 hours 45 minutes. What time did it start? _____

6. A loaf goes in the oven at 16:48 and comes out at 18:09. How long does it bake for? _____

7. Sam's swimming lesson starts at 18:25 and lasts 25 minutes. What time does it finish? _____

8. A film starts at 13:21 and finishes at 15:27. How long is the film? _____

9. A train leaves at 16:25. The journey takes 1 hour. What time does it arrive? _____

10. Ruby puts a cake in the oven at 19:36. It needs 2 hours 23 minutes. What time should it come out? _____

Acorn & Ink

Convert units of time

Fill in the missing numbers. Use the facts in the bubbles to help.

Name _____ Date _____ Score _____ / 16

60 seconds = 1 minute | 60 minutes = 1 hour | 24 hours = 1 day | 7 days = 1 week | 12 months = 1 year | 365 days = 1 year | 366 days = 1 leap year

1. 9 minutes = _____ seconds
2. 240 seconds = _____ minutes
3. 35 days = _____ weeks
4. 24 months = _____ years
5. Days in a leap year = _____ days
6. 420 minutes = _____ hours
7. 8 years = _____ months
8. Days in June = _____ days
9. 5 hours = _____ minutes
10. 1½ hours = _____ minutes
11. Days in February = _____ days
12. 205 minutes = _____ hours _____ minutes
13. 9 weeks = _____ days
14. Days in August = _____ days
15. 3 hours 25 minutes = _____ minutes
16. 3 days = _____ hours

Bigger unit to smaller unit: multiply. Smaller unit to bigger unit: divide.

Train timetable

Use the timetable to answer the questions. All the times use the 24-hour clock.

Name _____ Date _____ Score _____ / 9

Bramble Valley Railway: weekdays

Station	Train 1	Train 2	Train 3	Train 4	Train 5
Bramble Valley	07:35	09:05	11:00	12:25	14:05
Acorn Halt	07:46	09:16		12:36	14:16
Millbrook	07:55	09:25	11:18	12:45	14:25
Hazel Cross	08:06	09:36	11:29	12:59	14:36
Kettle Bridge	08:14	09:44	11:37	13:07	14:44

– means the train doesn't stop at that station.

1. The 07:35 train leaves Bramble Valley. What time does it arrive at Kettle Bridge? _____
2. How long does Train 5 take to get from Bramble Valley to Kettle Bridge? _____
3. How many minutes does Train 5 take from Millbrook to Hazel Cross? _____
4. How many of the trains stop at Acorn Halt? _____
5. Noah gets to Acorn Halt at 10:20. What time is the next train that Noah can catch? _____
6. Ava must be at Hazel Cross by 14:13. What is the latest train from Bramble Valley that gets there in time? Give its departure time. _____
7. Write the time Train 1 arrives at Millbrook as a 12-hour time with am or pm. _____
8. Which train has the quickest journey from Bramble Valley to Kettle Bridge? _____
9. Train 5 is running 15 minutes late at every station. What time will it reach Hazel Cross? _____

Acorn & Ink

Analogue and 24-hour

Use the clues to write 24-hour times. Then draw the hands and write the 12-hour time with am or pm.

Name _____ Date _____ Score _____ / 16

Write the 24-hour time

1 

pm

2 

pm

3 

in the evening

4 

in the afternoon

5 

am

6 

in the morning

7 

in the morning

8 

am

Draw the hands, then write it with am or pm

9 **16:48**



10 **23:15**



11 **17:03**



12 **13:47**



pm times: add 12 to the hour. 4:15 pm is 16:15. From 13:00 on, take away 12 to get back: 21:30 is 9:30 pm.

How long?

Answers are shown in red.

Name _____ Date _____

From the clocks

1

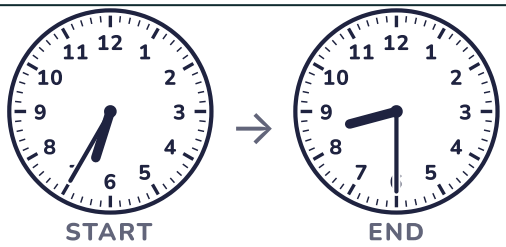

How long? **1 hour 55 minutes**

2



How long? **2 hours 50 minutes**

3



How long? **1 hour 55 minutes**

4



How long? **2 hours 10 minutes**

Time problems

5. Leo finished a walk at 20:00. The walk took 2 hours 45 minutes. What time did it start? **17:15**

6. A loaf goes in the oven at 16:48 and comes out at 18:09. How long does it bake for? **1 hour 21 minutes**

7. Sam's swimming lesson starts at 18:25 and lasts 25 minutes. What time does it finish? **18:50**

8. A film starts at 13:21 and finishes at 15:27. How long is the film? **2 hours 6 minutes**

9. A train leaves at 16:25. The journey takes 1 hour. What time does it arrive? **17:25**

10. Ruby puts a cake in the oven at 19:36. It needs 2 hours 23 minutes. What time should it come out? **21:59**

Convert units of time

Acorn & Ink

Answers are shown in red.

Name _____ Date _____

60 seconds = 1 minute | 60 minutes = 1 hour | 24 hours = 1 day | 7 days = 1 week | 12 months = 1 year | 365 days = 1 year | 366 days = 1 leap year

1. 9 minutes = **540** seconds
2. 240 seconds = **4** minutes
3. 35 days = **5** weeks
4. 24 months = **2** years
5. Days in a leap year = **366** days
6. 420 minutes = **7** hours
7. 8 years = **96** months
8. Days in June = **30** days
9. 5 hours = **300** minutes
10. 1½ hours = **90** minutes
11. Days in February = **28** days
12. 205 minutes = **3** hours **25** minutes
13. 9 weeks = **63** days
14. Days in August = **31** days
15. 3 hours 25 minutes = **205** minutes
16. 3 days = **72** hours

Bigger unit to smaller unit: multiply. Smaller unit to bigger unit: divide.

Train timetable

Acorn & Ink

Answers are shown in red.

Name _____ Date _____

Bramble Valley Railway: weekdays

Station	Train 1	Train 2	Train 3	Train 4	Train 5
Bramble Valley	07:35	09:05	11:00	12:25	14:05
Acorn Halt	07:46	09:16		12:36	14:16
Millbrook	07:55	09:25	11:18	12:45	14:25
Hazel Cross	08:06	09:36	11:29	12:59	14:36
Kettle Bridge	08:14	09:44	11:37	13:07	14:44

– means the train doesn't stop at that station.

1. The 07:35 train leaves Bramble Valley. What time does it arrive at Kettle Bridge? **08:14**
2. How long does Train 5 take to get from Bramble Valley to Kettle Bridge? **39 minutes**
3. How many minutes does Train 5 take from Millbrook to Hazel Cross? **11 minutes**
4. How many of the trains stop at Acorn Halt? **4**
5. Noah gets to Acorn Halt at 10:20. What time is the next train that Noah can catch? **12:36**
6. Ava must be at Hazel Cross by 14:13. What is the latest train from Bramble Valley that gets there in time? Give its departure time. **12:25**
7. Write the time Train 1 arrives at Millbrook as a 12-hour time with am or pm. **7:55 am**
8. Which train has the quickest journey from Bramble Valley to Kettle Bridge? **Train 3**
9. Train 5 is running 15 minutes late at every station. What time will it reach Hazel Cross? **14:51**

Analogue and 24-hour

Acorn & Ink

Answers are shown in red.

Name _____ Date _____

Write the 24-hour time

1



pm

15:20

2



pm

18:45

3



in the evening

19:18

4



in the afternoon

15:31

5



am

05:20

6



in the morning

07:11

7



in the morning

08:36

8



am

07:31

Draw the hands, then write it with am or pm

9 **16:48**



4:48 pm

10 **23:15**



11:15 pm

11 **17:03**



5:03 pm

12 **13:47**



1:47 pm

pm times: add 12 to the hour. 4:15 pm is 16:15. From 13:00 on, take away 12 to get back: 21:30 is 9:30 pm.